

Workforce Focus

From the Waterloo-Wellington Training & Adjustment Board
 "Guiding today's workforce for tomorrow's workplace"

In this Issue:

Youth: Age (15-24)

- Population Profile
- Employment
- Education

Waterloo-Wellington Youth

Population: 63,690

Full-time students:
30,730 (48%)

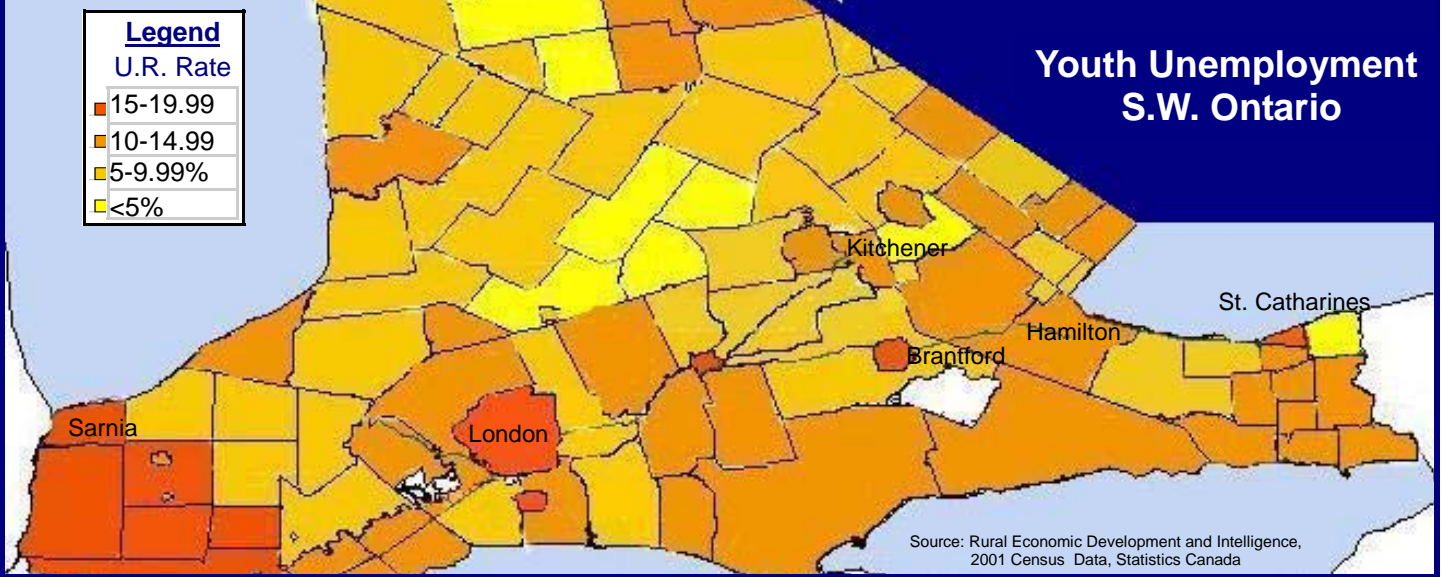
Part-time students:
4,275 (7%)

Non students:
28,955 (45%)

Source: 2001 Census Data, Statistics Canada

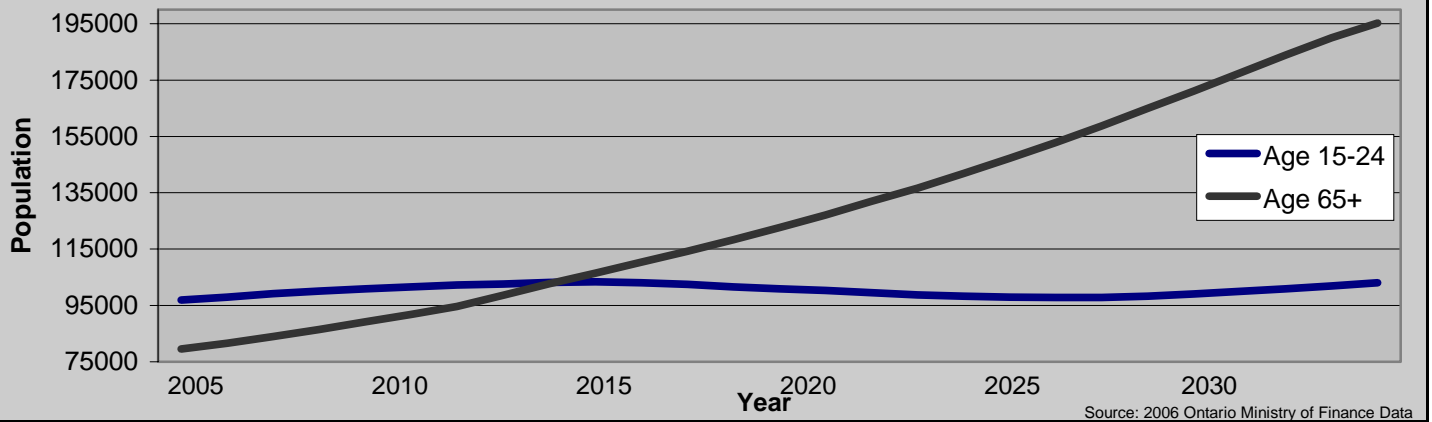
Youth Unemployment in South-western Ontario

The unemployment rate for youth 15 to 24 years of age is the unemployed in that group, expressed as a percentage of the labour force in that group. On this map, the dark orange represents a higher unemployment rate .



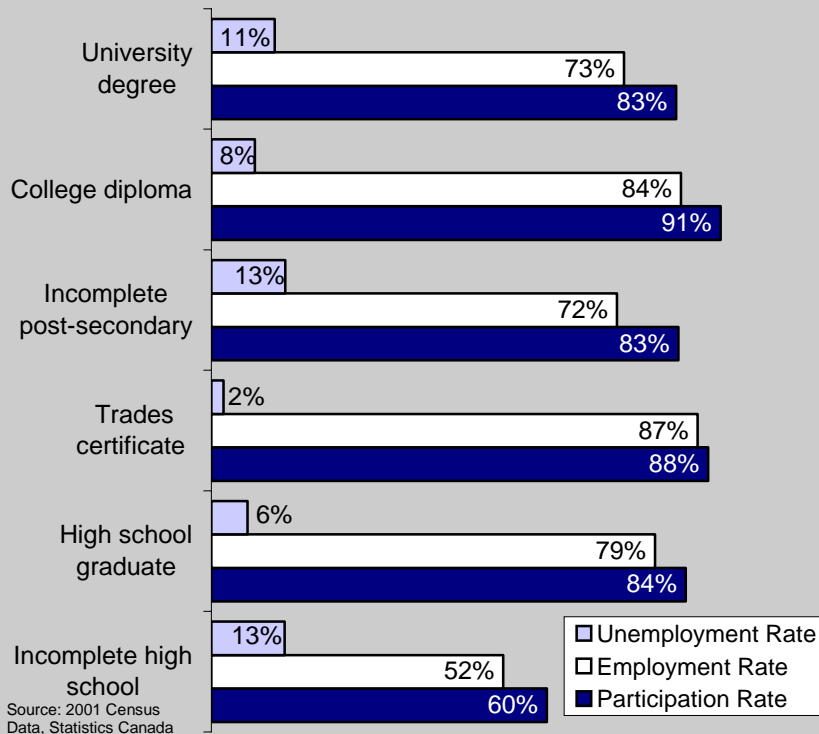
Youth and Senior Population Projections

Waterloo-Wellington 2005-2031



The local youth population is projected to stagnate. The total population will grow with the largest gains in the 65+ cohort.

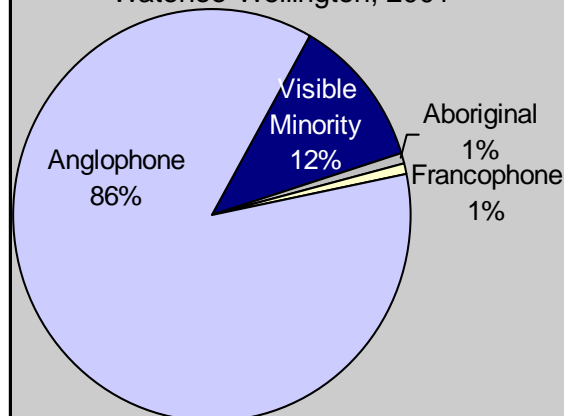
Labour Force Activity by Education Youth age 15-24, Waterloo-Wellington, 2001



Trades graduates have the lowest unemployment rate among area youth while college graduates have the highest employment rate.

Youth Population Groups

Waterloo-Wellington, 2001

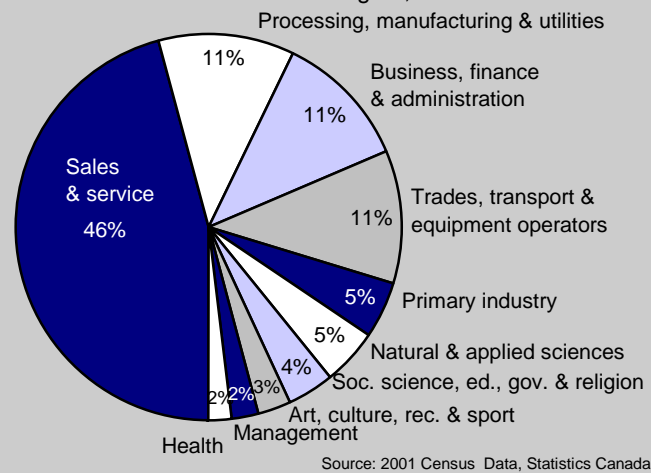


Although area youth are more diverse than the regions total population, both are less diverse than the provincial average.

Like the rest of the province, the greatest share of employed area youth work in sales and service occupations.

Youth Employment by Occupation Group

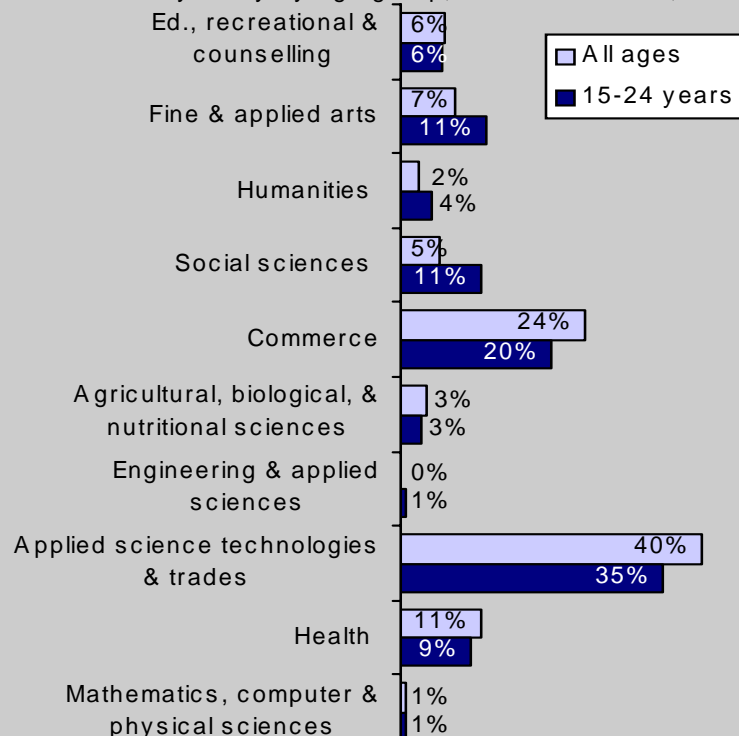
Waterloo-Wellington, 2001



Like the total population, commerce and applied science and trades are the most studied fields amongst area youth. However, this age group's studies are more diversified than previous generations.

Fields of study

Post-secondary study by age group, Kitchener C.M.A., 2001



SEE MORE LABOUR MARKET INFORMATION ON THE WEB AT
WWW.WWTAB.COM

