

# Workforce Focus

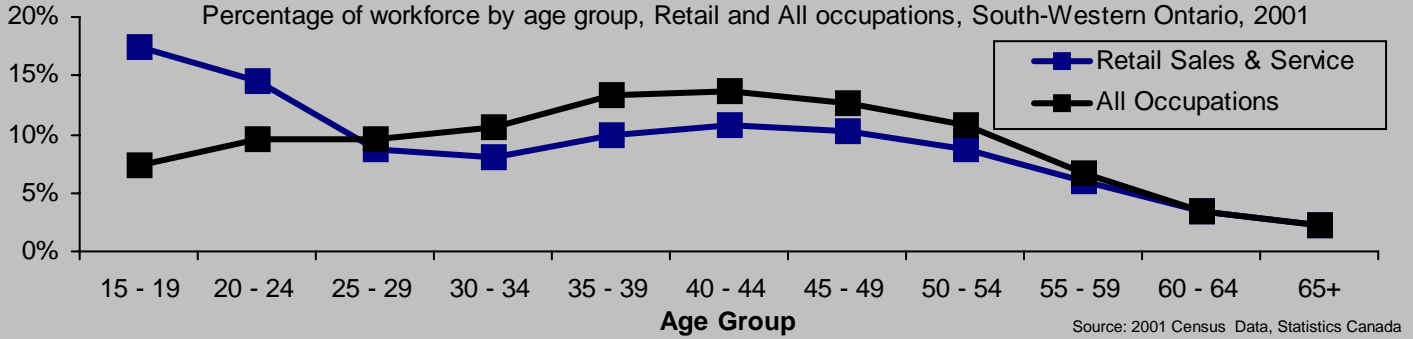
From the Waterloo-Wellington Training & Adjustment Board  
 "Guiding today's workforce for tomorrow's workplace"

**In this Issue:**

**Retail Sales & Service**

- Industry Trends
- Workforce Profile

## The Shape of the Retail Workforce



The retail workforce has a significantly greater share of young workers, with 32% of the workforce under the age of 25.

### High Turnover

The average length of employment in retail in Ontario is 49.6 months, ranking second shortest amongst occupational groups (ahead of only chefs and cooks at 46.1 months). The average of all occupations is 97.4 months. When looking at gender, the average employment tenure in retail is longer for men (55.5 months) than women (47.0 months).

Source: The Structure of Retail Trade in Canada, Industry Canada, 2006

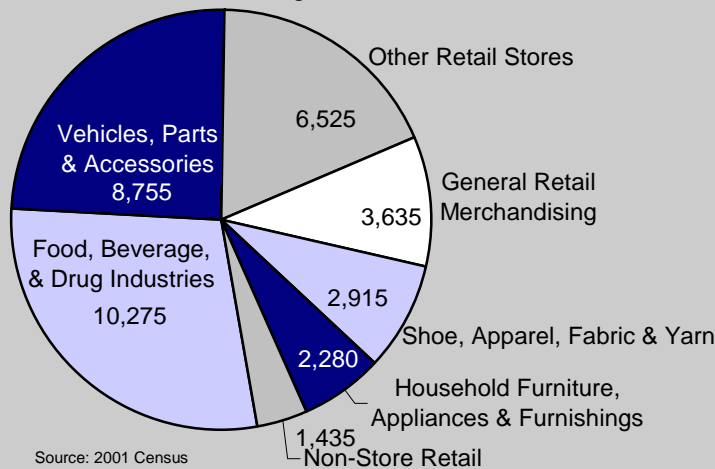
### Training Trends

There has been a slight decrease in the share of retail workers receiving training. Those most likely to receive training are those under age 25, and managers.

Source: The Structure of Retail Trade in Canada, Industry Canada, 2006

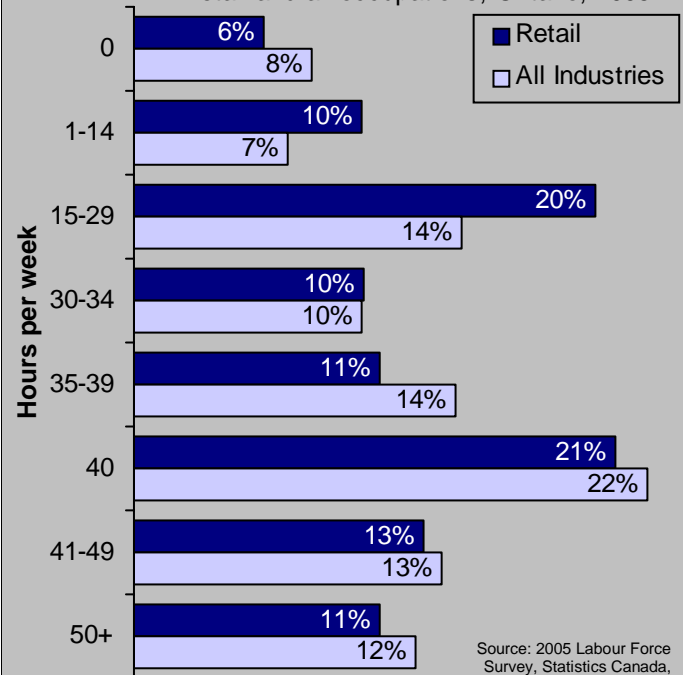
### Retail Employment Composition

Waterloo-Wellington, 2001



### Hourly Profile

Share of workforce by hours worked per week Retail and all occupations, Ontario, 2005



### Examining Job Satisfaction

Job satisfaction in retail occupations is similar to that found in all occupations, though pay satisfaction in retail is slightly less. Pay and job satisfaction in retail has declined since 1999, with workers under age 25 being the least satisfied.

Source: The Structure of Retail Trade in Canada, Industry Canada, 2006

### More Part-timers

There is a larger share of people working 15-29 hours per week in retail than in the overall economy of Ontario.

Source: The Structure of Retail Trade in Canada, Industry Canada, 2006



For more information please contact The Waterloo-Wellington Training & Adjustment Board at:  
 180 Shearson Cres. Unit 4, Cambridge ON. N1T 1P4 (519) 622-7122 info@wwtab.com

Workforce Focus is an original publication of the Elgin, Middlesex, Oxford Local Training Board

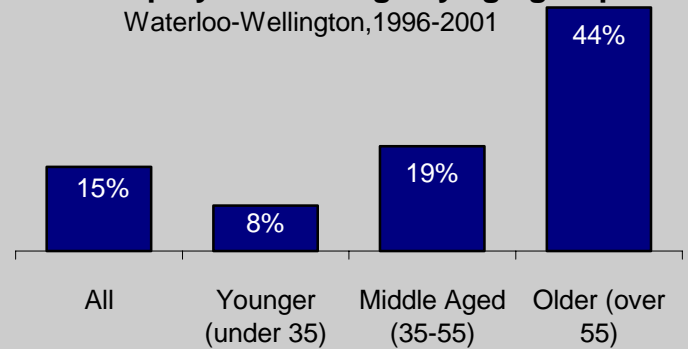
Created by : Dane Rice

## Retail Trends

- There are 34,460 retail workers in this region, representing 10.3% of the total workforce.
- Youth are the slowest growing age group of full time retail workers in this region, however, the share of part time youth workers in retail is increasing across the country.
- Women make up 61% of the retail workforce in this region, compared to 46% of the total workforce.

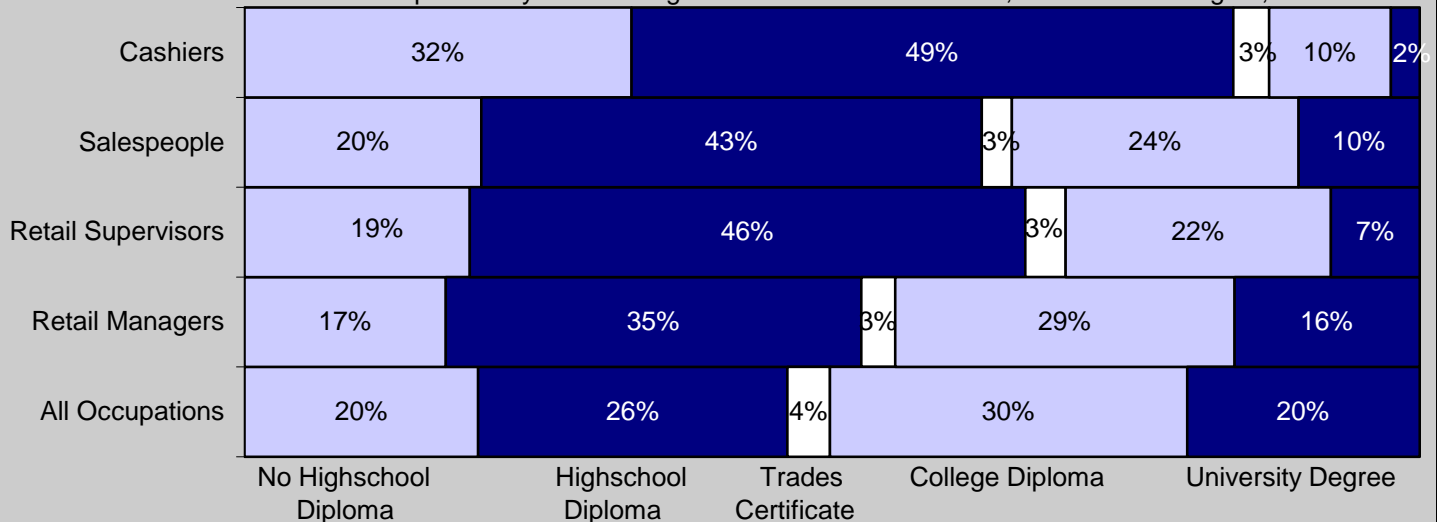
## Retail employment change by age group

Waterloo-Wellington, 1996-2001



## Retail Educational Attainments

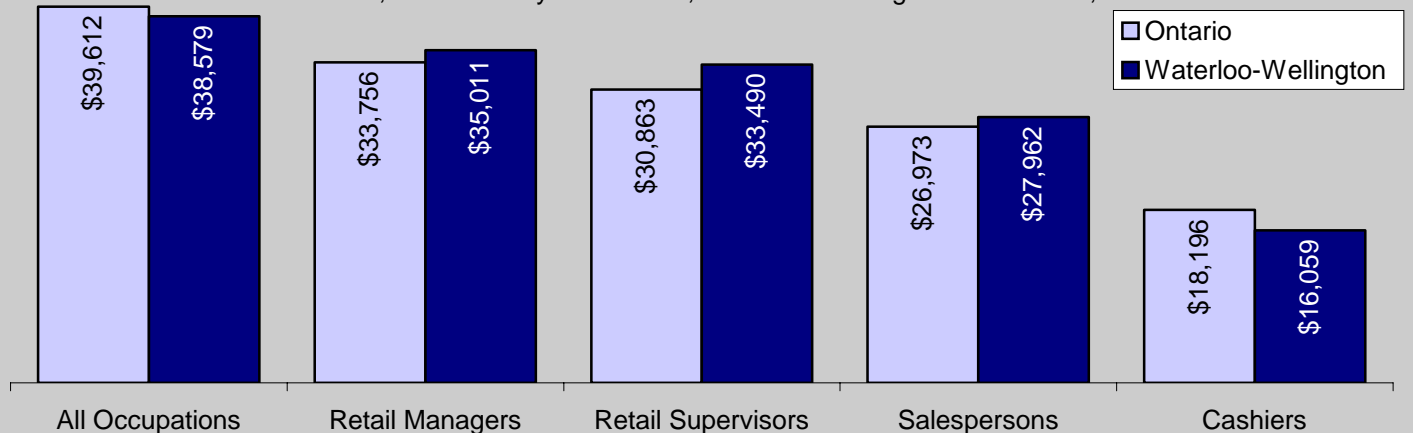
Occupations by share of highest educational attainment, Waterloo-Wellington, 2001



Retail education levels are lower than the average of all occupations in this region.

## Retail Incomes

Median incomes, full time-full year workers, Waterloo-Wellington and Ontario, 2001



Retail incomes trail the average of all occupations in this region, but exceed provincial retail incomes in most occupations.

Canada

SEE MORE LABOUR MARKET INFORMATION  
ON THE WEB AT [WWW.WWTAB.COM](http://WWW.WWTAB.COM)

Ontario

THE VIEWS EXPRESSED IN THIS DOCUMENT DO NOT NECESSARILY REFLECT THOSE OF THE GOVERNMENT OF CANADA OR THE GOVERNMENT OF ONTARIO.